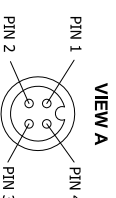
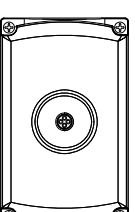
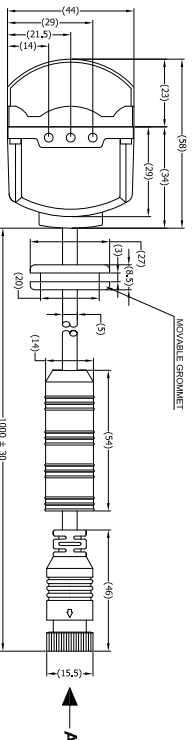
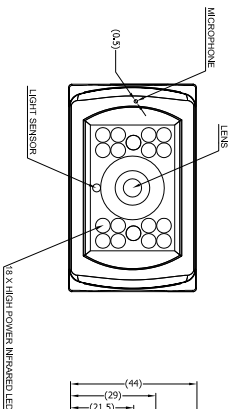
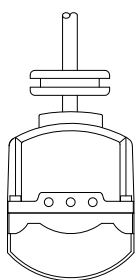
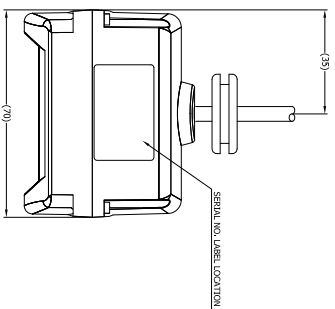
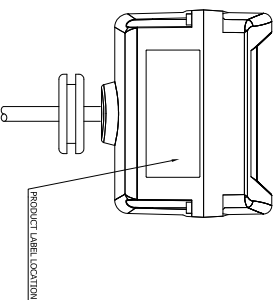


Revision Notes:			
1. FRAME AND DIMENSIONS UPDATED.			
Checked By: JN	Approved By: SM	Date Released: 11/04/12	
2. PRODUCT LABEL REFERENCE ADDED TO DRAWINGS.			
Drawn: MB	Checked: B.C	Approved: SM	Date: 12/11/12



4-PIN SIGNAL
MATRIX TABLE

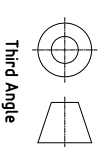
PIN #	WIRE COLOUR	DESCRIPTION
1	RED	12 VDC
2	BLACK	GROUND
3	WHITE	AUDIO
4	YELLOW	VIDEO



- NOTES:**
1. FINISH IS BLACK.
 2. FOR PRODUCT LABEL REFER TO LATEST REVISION OF DRAWING BE-001169-XX-10.
 3. FOR PRODUCT SERIAL NUMBER LABEL REFER TO LATEST REVISION OF DRAWING BE-001323-XX-10.

PROPRIETARY NOTICE
THIS DESIGN AND TECHNICAL INFORMATION APPEARING ON THIS DRAWING IS THE PROPERTY OF BRIGADE ELECTRONICS, AND IS DISCLOSED IN CONFIDENCE. IT IS NOT TO BE COPIED, REPRODUCED, REVEALED TO OR EXPLOITED BY OTHERS, EITHER IN WHOLE OR IN PART WITHOUT THE EXPRESS WRITTEN CONSENT OF BRIGADE ELECTRONICS.

BRIGADE
www.brigade-electronics.com



Assembly Pl Approval XINYU HUANG(12/11/12)		Approved by D. KERAI		Checked by B.CHILDS		Drawn by M.BUTLER	
Units mm		Scale N/A		Released 29/07/10		Assembly Ref 13201002010	
Status RELEASED		VBV-701C-C					
Stock Code 3287A		BE-001167-02-10					